

Self-Centering Measuring Pistol 844 A



(Indicator not included)

Application

- Measurements of
- through holes
 - blind holes
 - registers

Features

- Pistol consists of basic instrument 844 Ag and meas. head 44 Ak
- Meas. pistol permits fast bridging of the total measuring range, therefore ideal for high speed measuring
- Threaded connection for interchanging the measuring heads
- Self-centering measuring head with 3 anvils on the side, placed at 120° intervals
- From 12.5 mm carbide-tipped anvils
- As of 12.5 mm anvils for measuring to the bottom of a bore.
- As of 40 mm, aluminium measuring head to minimize weight
- Standard accessories: Case
- Order Indicator separately

Technical Data

Measuring range		Limits of error*	Order no.**
mm	in		
6 - 8	.25 - .3125	3 / .00015	4487600
8 - 10	.3125 - .4	3 / .00015	4487601
10 - 12.5	.4 - .5	3 / .00015	4487602
12.5 - 16	.5 - .625	3 / .00015	4487603
16 - 20	.625 - .775	3 / .00015	4487604
20 - 25	.775 - 1	3 / .00015	4487605
25 - 30	1 - 1.2	3 / .00015	4487606
30 - 35	1.2 - 1.4	3 / .00015	4487607
35 - 40	1.4 - 1.6	3 / .00015	4487608
40 - 50	1.6 - 2	3 / .00015	4487609
50 - 60	2 - 2.35	4 / .00016	4487610
60 - 70	2.35 - 2.75	4 / .00016	4487611
70 - 85	2.75 - 3.35	4 / .00016	4487612
85 - 100	3.35 - 4	4 / .00016	4487613
100 - 125	4 - 4.9	5 / .0002	4487614
125 - 150	4.9 - 5.9	5 / .0002	4487615
150 - 175	5.9 - 6.9	6 / .00025	4487616
175 - 200	6.9 - 7.9	6 / .00025	4487617

Self-Centering Measuring Pistol 844 AS Sets

Measuring range		No. of meas. heads	Ring gages	Order no.**
mm	in			
6 - 12.5	.25 - .5	3	8 / 10	4487650
12.5 - 20	.5 - 1	3	16 / 20	4487651
20 - 50	1 - 2	4	30 / 40	4487652
50 - 100	2 - 4	4	60 / 85	4487653

- Standard accessories: Case and ring gages also includes a traceable DIN calibration certificate

* Indicator not taken into consideration

** Without indicator

Indicating Instruments

Any dial indicator featuring a 8 mm mounting shank may be used. Recommendations:

Indicating Instruments	Readings µm / in	Order no.
Millitast 1082	1 / .00005	4336200
Millitast 1083	1 / .00005	4336801
Millitast 1085	1 / .0005	4336300
µMaxum XLI-40000	1 / .00005	2032015

Digital Indicators see chapter 4

Electrical Indicating Instruments see chapter 5

Dial comparators in "inch"-version see chapter 4

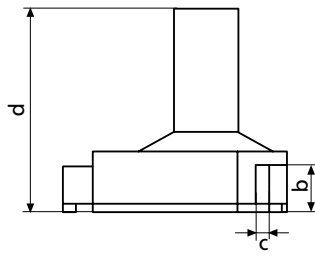
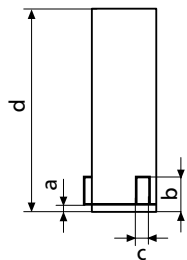
Measuring Head 44 Ak

- Self-centering measuring head with 3 anvils on the side, placed at 120° intervals
- From 12.5 mm carbide-tipped anvils
- As of 12.5 mm anvils for measuring to the bottom of a bore.
- As of 40 mm, aluminium measuring head to minimize weight

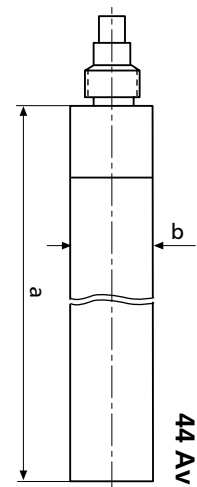
Measuring range mm / in	Order no.
6 - 8 / .25 - .3125	4190030
8 - 10 / .3125 - .4	4190031
10 - 12.5 / .4 - .5	4190032
12.5 - 16 / .5 - .625	4190033
16 - 20 / .625 - .775	4190034
20 - 25 / .775 - 1	4190035
25 - 30 / 1 - 1.2	4190036
30 - 35 / 1.2 - 1.4	4190037
35 - 40 / 1.4 - 1.6	4190038
40 - 50 / 1.6 - 2	4190039
50 - 60 / 2 - 2.35	4190040
60 - 70 / 2.35 - 2.75	4190041
70 - 85 / 2.75 - 3.35	4190042
85 - 100 / 3.35 - 4	4190043
100 - 125 / 4 - 4.9	4190044
125 - 150 / 4.9 - 5.9	4190045
150 - 175 / 5.9 - 6.9	4190046
175 - 200 / 6.9 - 7.9	4190047

Measuring range 6 - 12.5 mm

Measuring range 12.5 - 200mm



Measuring range mm / in	a	b	c	d
6 - 8 / .25 - .3125	1.6 / .06	3 / .12	2 / .08	64 / 2.5
8 - 10 / .3125 - .4	1.8 / .07	3 / .12	2 / .08	64 / 2.5
10 - 12.5 / .4 - .5	2 / .08	4 / 1.6	2.5 / .11	64 / 2.5
12.5 - 16 / .5 - .625	-	2 / .08	3 / .12	65 / 2.5
16 - 20 / .625 - .775	-	8.5 / .33	4 / .16	65 / 2.5
20 - 25 / .775 - 1	-	11 / .43	4 / .16	70 / 2.7
25 - 30 / 1 - 1.2	-	11 / .43	4 / .16	70 / 2.7
30 - 35 / 1.2 - 1.4	-	12 / .47	5 / .2	71 / 2.7
35 - 40 / 1.4 - 1.6	-	12 / .47	5 / .2	71 / 2.7
40 - 50 / 1.6 - 2	-	18 / .71	5 / .2	79 / 3.1
50 - 60 / 2 - 2.35	-	18 / .71	7 / .27	79 / 3.1
60 - 70 / 2.35 - 2.75	-	18 / .71	7 / .27	79 / 3.1
70 - 85 / 2.75 - 3.35	-	18 / .71	7 / .27	97 / 3.8
85 - 100 / 3.35 - 4	-	18 / .71	7 / .27	97 / 3.8
100 - 125 / 4 - 4.9	-	19 / .75	7 / .27	132 / 5.2
125 - 150 / 4.9 - 5.9	-	19 / .75	7 / .27	132 / 5.2
150 - 175 / 5.9 - 6.9	-	19 / .75	7 / .27	132 / 5.2
175 - 200 / 6.9 - 7.9	-	19 / .75	7 / .27	132 / 5.2



Ring Gages 44 Ae

- Can be used for any two consecutive inside micrometer sizes
- Dimensions and manufacturing tolerances acc. to DIN 2250C
- With traceable calibration certificate

Dia. mm	Order no.	Dia. mm	Order no.
8	4190300	40	4190305
10	4190301	60	4190306
16	4190302	85	4190307
20	4190303	125	4190308
30	4190304	175	4190309

Dia. in	Order no.	Dia. in	Order no.
.3125	.3215 XX	1.1875	1.1875 XX
.5000	.5000 XX	1.6250	1.6250 XX
.6250	.6250 XX	2.5000	2.5000 XX
.7812	.7812 XX		

Basic Measuring Pistol 844 Ag

Threaded for mounting interchangeable Measuring Heads.
Reception bore fits all dial indicators featuring an 8 mm mounting shank

Measuring range mm / in	Order no.
6 - 100 / .23 - 4	4487631
100 - 200 / 4 - 8	4487632

Extensions 44 Av

Measuring range mm / in	Length mm / in	dia. mm / in	Order no.
6 - 10 / .23 - .4	75 / 3	5.8 / .22	4190090
10 - 20 / .4 - .8	75 / 3	9.5 / .37	4190091
20 - 25 / .8 - 1	150 / 6	19.0 / .79	4190092
25 - 200 / 1 - 8	150 / 6	22.0 / .86	4190093